

**CO2 PISTOL
SHARK
USER MANUAL**

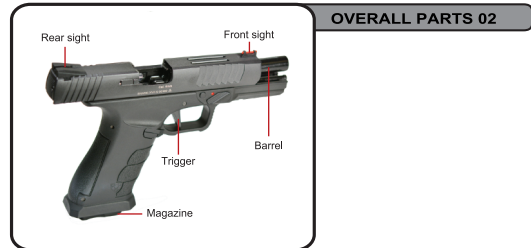
18
YRS+

www.aps-concept.com



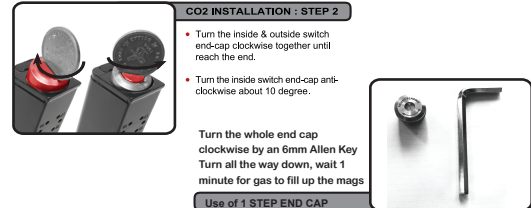
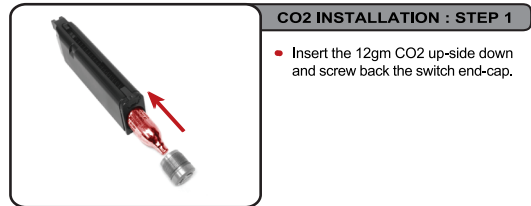

COMPROMISE IS NOT AN OPTION

**CO2 PISTOL
— MODEL : SHARK —**

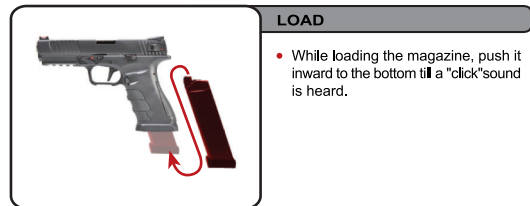
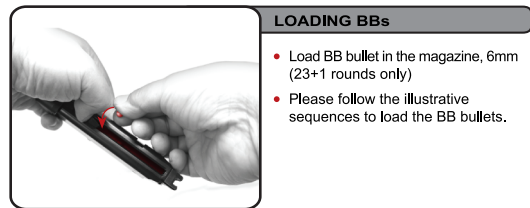


▲ PLEASE READ THIS MANUAL COMPLETELY, REMEMBER TO TREAT THIS AIRSOFT WITH THE SAME RESPECT AS A FIREARM, ALWAYS CAREFULLY FOLLOW THE SAFETY INSTRUCTIONS FOUND IN THIS MANUAL AND KEEP IT IN A SAFE PLACE FOR FUTURE USE.

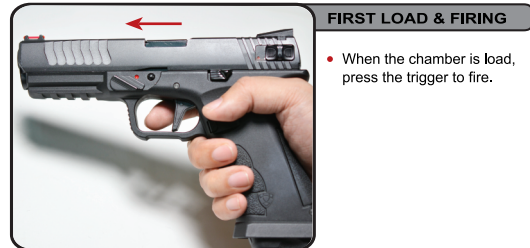
**CO2 PISTOL
— MODEL : SHARK —**



**CO2 PISTOL
— MODEL : SHARK —**

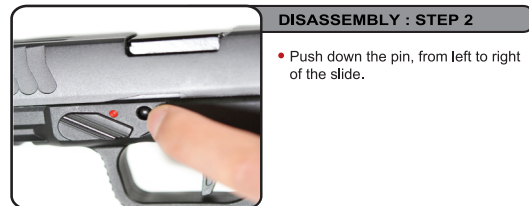


**CO2 PISTOL
— MODEL : SHARK —**



▲ MISS HANDLE THE AIRSOFT MAY CONDITION SERIOUS INJURE OR DEATH. PLEASE READ THE SAFETY INSTRUCTION BEFORE USE.

**CO2 PISTOL
— MODEL : SHARK —**



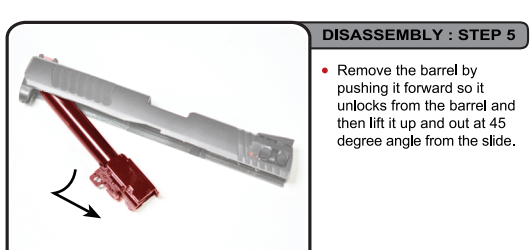
**CO2 PISTOL
— MODEL : BLACK HORNET —**

▲ WARNING : OBSERVE SAFE AIRSOFT HANDLING PRACTICES AT ALL TIMES. FAILURE TO DO SO MAY RESULT IN SERIOUS BODILY INJURY OR DEATH. APS LIMITED SHALL NOT BE RESPONSIBLE FOR INJURY, DEATH, OR PROPERTY DAMAGE RESULTING FROM FAULTY INSTALLATION, MISUSE, ILLEGAL USE, OR MODIFICATION OF THIS PRODUCT.




www.aps-concept.com
Manufactured & Distributed by
APS LIMITED
4/F, Wing Kwai Fty. Bldg.
2-8 Wang Wo Tsai St, Tsuen Wan
N.T. HONG KONG SAR
Production by APS Hong Kong
Made in China

**CO2 PISTOL
— MODEL : BLACK HORNET —**



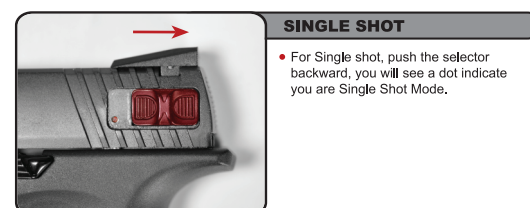

▲ DO NOT BRANDISH OR DISPLAY AIRSOFT IN PUBLIC. IT MAY THINK IT IS A FIREARM. DO NOT CHANGE THE COLORATION AND MARKINGS TO MAKE IT LOOK MORE LIKE A FIREARM. THAT IS DANGEROUS AND MAY BE A CRIME. PLEASE REMOVE ALL PACKAGING MATERIAL BEFORE USE. IF PRODUCT BECOMES DAMAGED OR BROKEN IN ANY WAY, DISCONTINUE USE, USING DAMAGED PRODUCT MAY CAUSE DAMAGE OR LEAD TO INJURY.

**CO2 PISTOL
— MODEL : SHARK —**



▲ READ ALL INSTRUCTIONS AND WARNINGS IN THIS MANUAL BEFORE USING THIS AIRSOFT. BUYER AND USER HAVE DUTY TO OBEY ALL LAWS ABOUT THE USE AND OWNERSHIP OF THIS AIRSOFT. THIS PRODUCT IS INTENDED FOR USE BY THOSE 18 YEARS OF AGE OR OLDER.

**CO2 PISTOL
— MODEL : SHARK —**



**CO2 PISTOL
— MODEL : SHARK —**



▲ KEEP THE GUN IN THE "SAFE" POSITION UNTIL YOU ARE ACTUALLY READY TO SHOOT. THEN TURN THE SAFETY TO "FIRE".

**CO2 PISTOL
— MODEL : SHARK —**

